

Event Tents

Tents are essential for outdoor events as they not only provide an aesthetic component to your event but more importantly they provide shelter from the elements such as; wind and rain, but as important shade from the sun.

Keep your
guests
protected!



Pole tents use tall centre poles and perimeter guy-lines to tension the fabric into place to create the roof. The three most common sizes are 40' wide, 60' wide, and 90' wide tents popular for weddings and festival events.

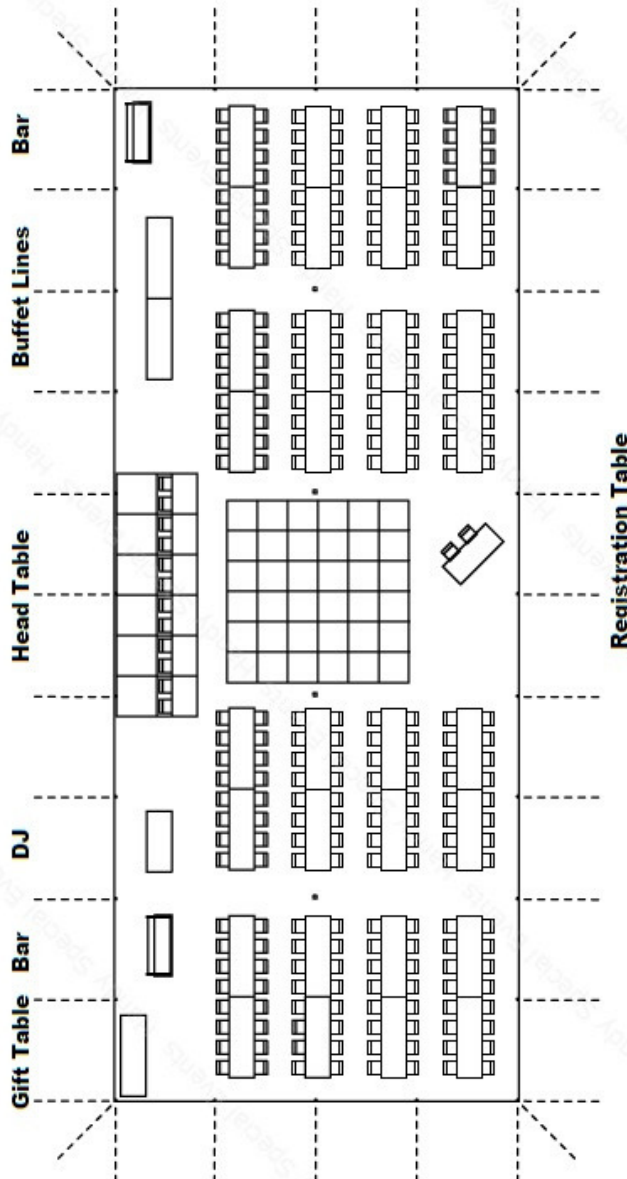
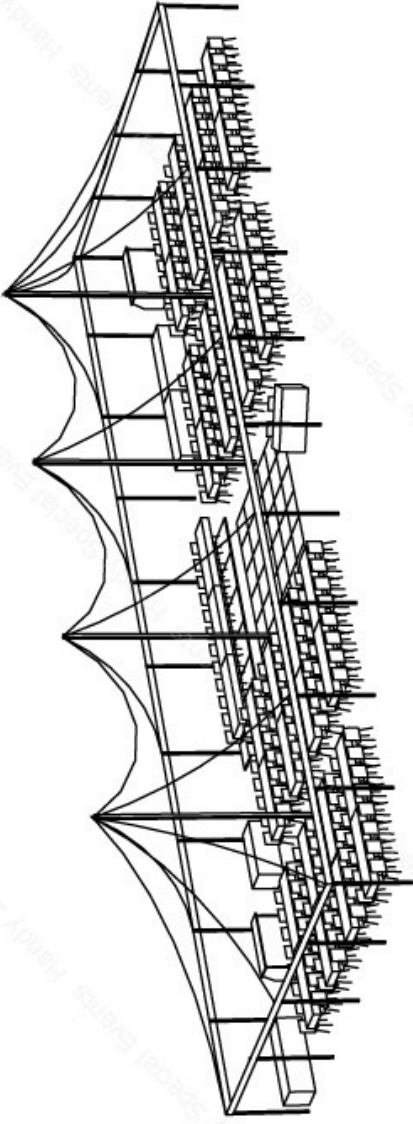
A marquee usually refers to high peak 10' x 10' thru to 40' Hexagon frame tents. They feature a design with a "flying centre pole" to create an unobstructed space.

TENT SIZING CHART

Tent Capacity Chart

Tent Size	Square Feet	Theater Style 6 sq'/person	Cocktails 8 sq'/person	Banquet Seating 8' Rectangular Table 10 sq'/person	Banquet Seating 5' Round Table 12 sq'/person
Marquee Tent					
10' x 10'	100	16	12	10	8
10' x 20'	200	32	25	20	16
15' x 15'	225	37	28	22	18
20' x 20'	400	66	50	40	33
20' x 30'	600	100	75	60	50
20' x 40'	800	133	100	80	66
40' Hex	1050	175	130	105	85
Pole Tent					
40' x 40'	1600	266	200	160	133
40' x 60'	2400	400	300	240	200
40' x 80'	3200	533	400	320	266
40' x 100'	4000	667	500	400	333
40' x 120'	4800	800	600	480	400
60' x 40'	2400	400	300	240	200
60' x 60'	3600	600	450	360	300
60' x 80'	4800	800	600	480	400
60' x 100'	6000	1000	750	600	500
60' x 120'	7200	1200	900	720	600
90' x 60'	5400	900	675	540	450
90' x 90'	8100	1350	1012	810	675
90' x 120'	10800	1800	1350	1080	900
Clearspan Tent					
40' x 30'	1200	200	150	120	100
40' x 45'	1800	300	225	180	150
40' x 60'	2400	400	300	240	200
40' x 75'	3000	500	375	300	250
40' x 90'	3600	600	450	360	300
40' x 105'	4200	700	525	420	350
40' x 120'	4800	800	600	480	400
60' x 30'	1800	300	225	180	150
60' x 45'	2700	450	338	270	225
60' x 60'	3600	600	450	360	300
60' x 75'	4500	750	562	450	375
60' x 90'	5400	900	675	540	450
60' x 105'	6300	1050	788	630	525
60' x 120'	7200	1200	900	720	600

TENT SIZING CHART



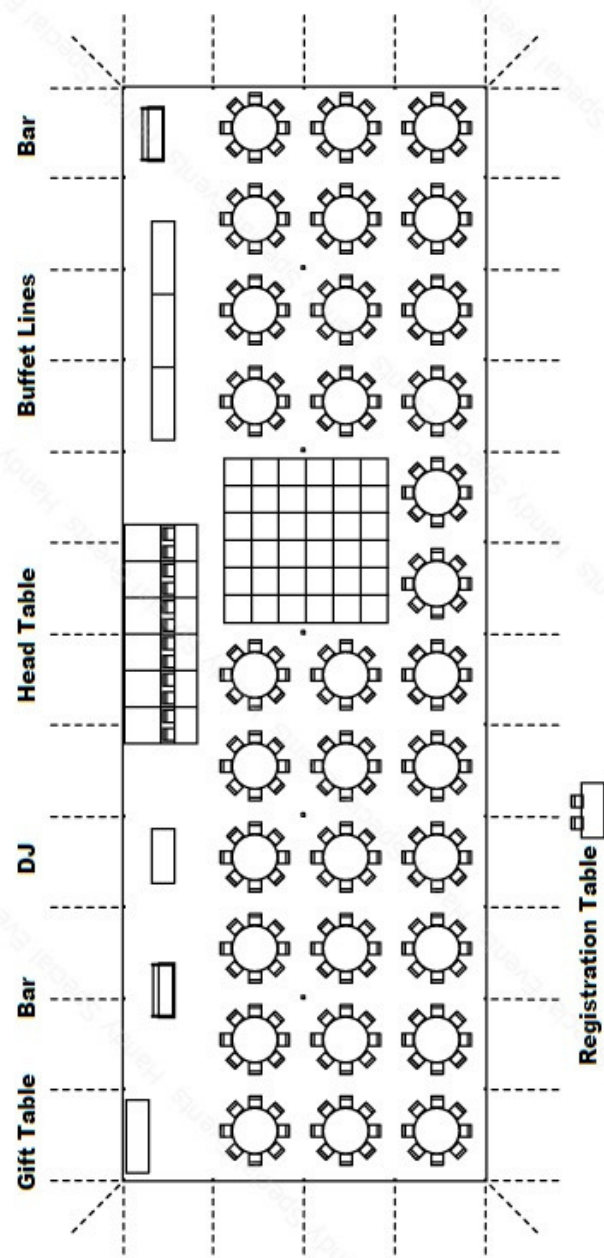
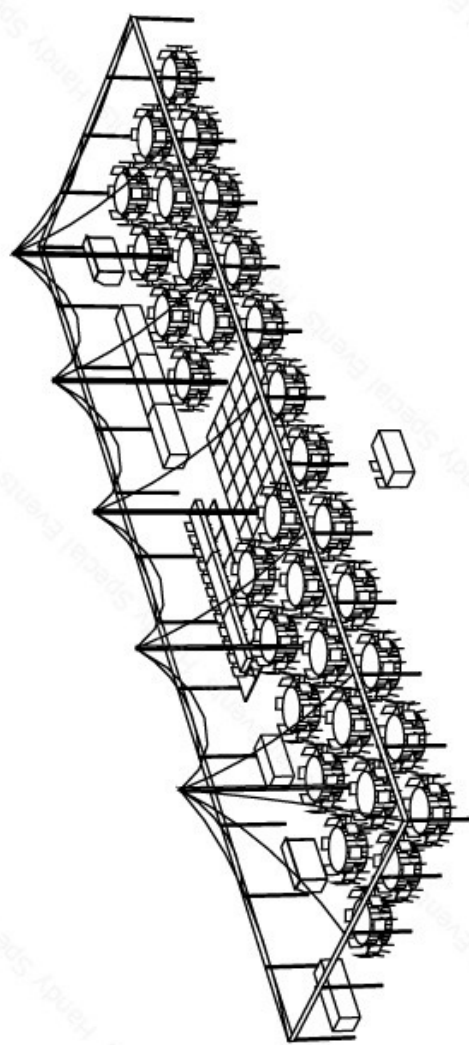


Handy special events

EVERY EFFORT HAS BEEN MADE TO INSURE THE ACCURACY OF ALL INFORMATION CONTAINED ON THIS FLOOR PLAN. HOWEVER, NO WARRANTIES, EITHER EXPRESSED OR IMPLIED ARE MADE WITH RESPECT TO THIS FLOOR PLAN. THE USER OF THIS FLOOR PLAN IS SOLELY RESPONSIBLE FOR THE CONSTRUCTION OR USAGE OF AN EXHIBIT. IT IS THE SOLE RESPONSIBILITY OF THE EXHIBITOR TO PHYSICALLY INSPECT THE FACILITY TO VERIFY ALL DIMENSIONS AND LOCATIONS.

40' x 100' Pole Tent
32 - 8' banquet tables with 256 chairs
18' x 18' dance floor

TENT SIZING CHART



GOVERNMENT & BY HANDY SPECIAL EVENTS. ALL RIGHTS RESERVED. NO PART OF THIS PUBLICATION MAY BE REPRODUCED, STORED IN ANY RETRIEVAL SYSTEM, OR TRANSMITTED IN ANY FORM OR BY ANY MEANS, ELECTRONIC, MECHANICAL, PHOTOCOPYING, RECORDING, OR OTHERWISE, WITHOUT THE EXPRESS WRITTEN CONSENT OF HANDY SPECIAL EVENTS.

EVERY EFFORT HAS BEEN MADE TO INSURE THE ACCURACY OF ALL INFORMATION CONTAINED ON THIS FLOOR PLAN. HOWEVER, NO WARRANTY, REPRESENTATION, OR GUARANTEE IS MADE BY HANDY SPECIAL EVENTS, OR ANY OF ITS EMPLOYEES, AGENTS, OR CONTRACTORS, FOR THE ACCURACY OF THE INFORMATION CONTAINED HEREIN. THE CONSTRUCTION OF THE FACILITY IS A CONSIDERATION IN THE CONSTRUCTION OF AN EXHIBIT. IT IS THE SOLE RESPONSIBILITY OF THE CLIENT TO VERIFY THE DIMENSIONS AND LOCATIONS TO VERIFY ALL DIMENSIONS AND LOCATIONS.

40' x 120' Pole Tent
32 - 5' round tables with 256 chairs
18' x 18' dance floor

TENT FAQ'S

What's the difference between marquee, pole tent, clearspan or modular structure?

A marquee usually refers to high peak 10 'x 10' thru to 40' Hexagon frame tents. They feature a design with a "flying centre pole" to create an unobstructed space.

Pole tents use tall centre poles and perimeter guy-lines to tension the fabric into place to create the roof. The three most common sizes are 40' wide, 60' wide, and 90' wide tents popular for weddings and festival events.

Clearspan tents are the newest generation of tent/structure. These structures feature an assembled framework of box beam arches that support the fabric roof and define the shape of the structure. The stronger construction of the aluminium frame makes these structures suitable for larger or longer-term applications than other types of tents. The box-beam framework also allows for large areas of unobstructed space beneath the fabric roof.

Modular structures are large span temporary buildings that you see at many of the largest sporting events and commercial projects. They have snow load capable roofs and are supported by steel truss arches.

What types of sidewalls do you have for the tents?

We have two types of sidewalls:

Plain white - which is just a standard fabric wall that you can't see through.

French window - which are a fancy type of arched window that is usually the preferred choice for weddings or in some cases where you want to let the light in or see out.

Note: We can also put either of these types of walls on frame tents and on slider cables so you can open them up (they slide sideways like a shower curtain) or close them up if it's windy out.

TENT FAQ'S

When are site inspections required?

We recommend site inspections before renting. Contact us to set up a time for our experienced staff member to come out and visit your site.

What about a site inspection for out of town locations?

For out of town projects we will ask you for a site map, preferably a google map/earth image, with the tent drawn on it. This will represent where on your property you want the tent installed. Once we have received the site map we will review whether a site inspection will have to be scheduled.

Do you have tents for use in the winter?

Yes, our Modular Structures were designed and engineered with a snow load rating so they are ideal for long-term winter applications. In some instances for shorter durations our regular tents can be used for winter applications. Rental rates are generally higher then summer season because of the extra labour, cleaning and the fabric can be damaged during winter set ups.

What about heating tents in the winter?

Yes, we can heat tents depending on the expected temperature and type of use. There is a vast difference between heating during -5 C and -25 C so the best thing to do is call our office with some specific details about what you're planning and then we can advise what will work best.

Can you join together different size tents?

Yes we can. We have a special gutter/joiner system that work with both frame tents and pole tents to join them all together for walkway canopies, catering tents or reception areas. They work great and are seamlessly integrated into the whole line of tent inventory that we carry.

Do you have something for temporary warehousing or plant shutdowns?

Yes, modular structures work best in most cases and we have 40' wide up to 130' wide units that can expand in 15' increments. They also can be equipped with truck doors for forklifts and to drive vehicles inside. Frame tents can be used for temporary staff lunch rooms and small storage needs (pallets for example) during plant shutdowns. Please call our office for information.

TENT FAQ'S

How do you anchor tents?

We use steel stakes that are 20" to 48" long driven into the ground - that's also the reason why we require utility line locates. The actual number of stakes and the size of them will vary depending on what size of tent it is, how much wind load they may be subjected to and the length of time they will be set up.

We also can use "lego blocks" (concrete blocks shaped like LEGO bricks) as anchorage on marquee tents as well as clearspan structures. The blocks range in size from 20" x 20" x 22" (750lbs) to 2.5' x 2.5' x 5' (4400lbs) depending on the size of tent used, surface, length of time standing and location.

Unfortunately we are unable to lego block pole tents. Note: There are other things that we can do depending on the situation but the end result has to be within the manufactures anchorage guidelines and above all, safe and secure if a storm does arise.

Do stakes damage my asphalt parking lot?

Not usually, it will make a hole about $\frac{3}{4}$ " to 1.5" inch in size which can be repaired if needed with special asphalt plugs. There are some locations in the city that we have been installing the same size of tents for many years and we reuse the same holes over and over again with no problem. If you have a concrete patio or sidewalk area we can use concrete construction anchors that use bolts and washers to take the place of stakes. These are permanent once installed but are very clean and a hex nut can be put into them flush with the ground if you want to use them again some time later.

What about security of tents from vandalism or other damage?

Fortunately, we have had very few incidents over the years. It is important to understand the tent is your responsibility once it is installed until it is removed. We recommend that customers use a security service when the tent will be left unattended or in an unsecure location.

What about truck access to the site?

Please remember that most tent installations require us to be able to drive right up to where we need to work because of the size and weight of the tents that we may be setting up for you. There may be additional charges if site access is restricted.